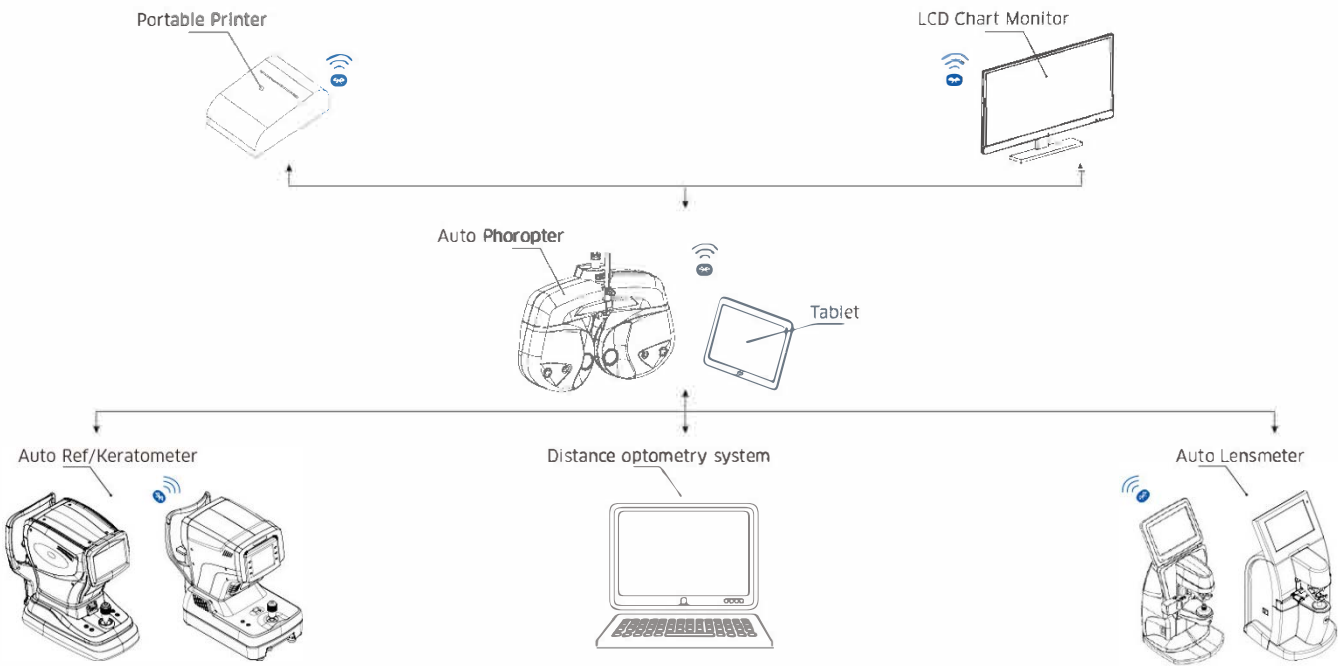


■ Data transmission system (Bluetooth)



■ Specification

Measurement mode	K/R	Refraction / Keratometry measurement
	REF	Refraction measurement
	KER	Keratometry measurement
Refraction measurement	Vertex Distance	0.0, 12.0, 13.75, 15.0mm
	Sphere	-25.00~ +22.00D (0.12/ 0.25D step) (VD=12mm)
	Cylinder	0.00~±10.00D (0.12/0.25 step)
	Axis	0 ~ 180° (1° step)
	Pupil Distance	10~85mm
	Minimum measurable pupil diameter	ø2.0 mm
	Target	Automatic fogging target
Keratometry Measurement (KR-9600)	Curvature radius	5~ 10mm (0.01mm step)
	Refractive power	33.75D~ 67.50D (0.12/0.25D step)
	Cylindrical power	0.00~15.00D (0.12/0.25D step)
	Axis	0 ~ 180° (1° step)
	Corneal diameter	2.0~12.00mm
Hardware specification	Monitor	7.0 inch Color LCD
	Printer	Thermal printer with easy loading and auto cutter
	Power saving	5/15 minutes
	Data output	RS232/ Bluetooth
	Power supply	AC100~240V, 50/60 HZ, 50W
	Dimensions/Weight	262(W)*487(D)*467(H)mm/ 17.5kg

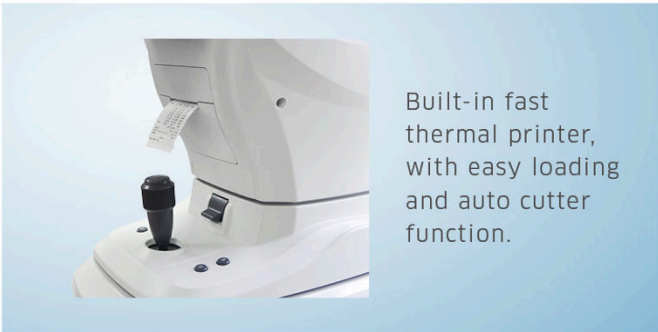


RM-9600/KR-9600
Auto Ref/Keratometer / Auto Refractometer

Features



7.0 inches touch screen, 90° angel adjustable, provide operator with comfortable viewing angle both when sit or stand.



Built-in fast thermal printer, with easy loading and auto cutter function.



Motorized chin rest and height adjustment, makes the operation easier and smoothly.



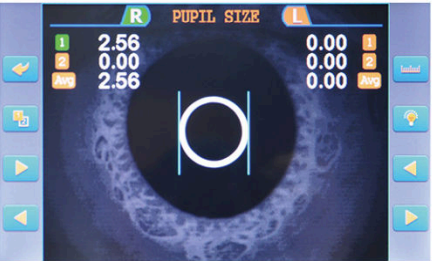
One key lock function, convenient and practical.

Adopt the ARM Cortex-A8 processor, which makes the measurement more faster and accurate. The touch screen provides friendly user interface, and makes the operation more convenient.



Auto tracking (Y axis)

The auto tracking function provides the focusing more fast, and reducing the work load sufficiently.



Pupil size measurement

With the pupil size measurement function, which enable to record the pupil size and refraction result in different measurement environment, and provide a reference for the prescription.



- Fashion and compact design.
- Adopt the ARM Cortex-A8 processor provides faster measurement.
- Advanced refraction measurement technology, image analysis more entirely, enable the reliable measurement result and optimize data consistency.
- Automatic identification the best measurement position for keratometry, avoid the operating error and enable the accurate Keratometry measurement.
- IOL function available.

